

Anti-virus Screenshot

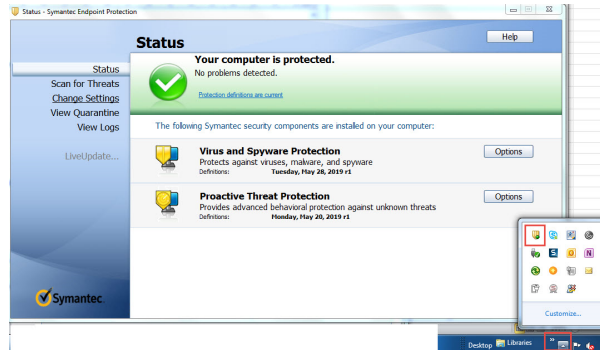
Windows	2
General	2
Built in Antivirus/Firewall	2
Mac	3
Built in Antivirus/Firewall	3
Additional Antivirus	3

Windows

General

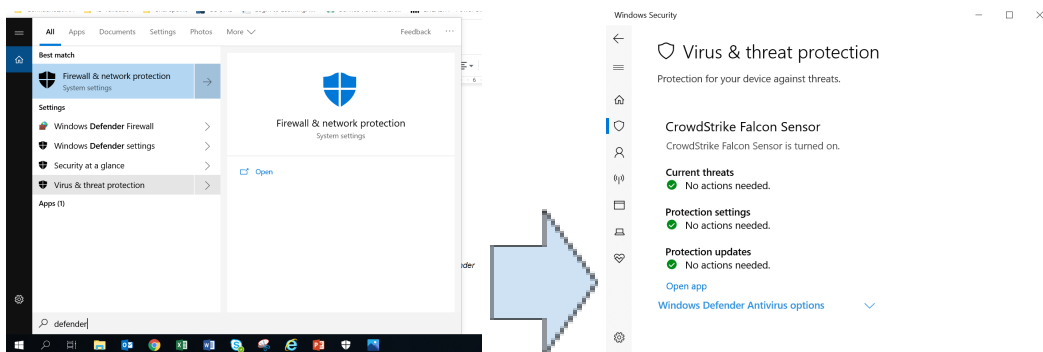
In the search bar, type in the name of your anti-virus software and take a screenshot to show that it is active.

Example:



Built in Antivirus/Firewall

If you have a **Windows 10** computer, then you should have a built in *Windows Defender* antivirus. You can find this by typing "defender" in the search bar and then select "virus & threat protection". Take a screenshot of that page to show that it is active.

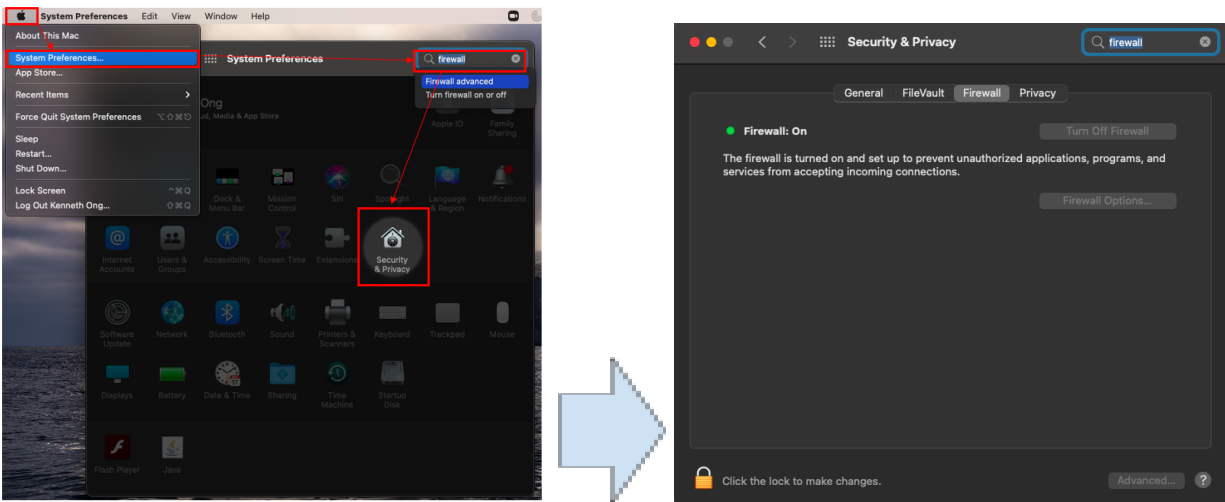


Mac

Built in Antivirus/Firewall

Macs also come with a built in antivirus. Instead of showing this, please send a screenshot showing that your “*firewall*” is on.

You can find this by typing “firewall” under privacy and security, and sending a screenshot of that page.



Additional Antivirus

If you have purchased another antivirus on top of this, send a screenshot of that software.

Go to system preferences and type in the name of your anti-virus software to show that it is active.